



ACTIVE LIVES CHILDREN AND YOUNG PEOPLE

CLASS SELECTION

CONTENTS



| | |
|---|-------------|
| TABLE OVERVIEW | ...1 |
| STANDARD CLASS SELECTION | ...2 |
| CLASS SELECTION | |
| VERTICAL TUTOR GROUPS | ...3 |
| NO MIXED ABILITY CLASSES | ...4 |
| SINGLE SEX CLASSES | ...5 |
| SMALL CLASSES, SINGLE YEAR GROUP | ...6 |
| SOME MIXED YEAR GROUP CLASSES | ...7 |
| MIXED YEAR GROUP CLASSES | ...8 |
| ALL YEAR GROUPS MIXED | ...9 |

TABLE OVERVIEW

Unique Reference Number (URN) –
This number is unique to each
school

| AP | URN | School Name | ... | Selection Grid | Class 1 | Class 2 | Class 3 |
|-------------------|--------|----------------|-----|----------------|---------|---------|---------|
| Active Any County | 400600 | London School | | 4 | Year 3 | Year 5 | Year 6 |
| Active Any City | 200300 | England School | | 6 | Year 7 | Year 8 | Year 10 |

This tells you which
selection grid to use for
each school

These are the three year
groups that should be
sampled

Selection grid
number

| Version 6 | |
|-------------------|--------|
| No. of classes | Select |
| 1 | 1 |
| 2 | 1 |
| 3 | 2 |
| 4 | 1 |
| 5 | 2 |
| 6 | 3 |
| 7 | 1 |
| 8 | 2 |
| 9 | 7 |
| 10 | 2 |

Number of
classes in year
group

Which class to
select from
alphabetised
list

6 classes in year
group = select 3rd
class in
alphabetised list

If there are more than 10 classes, read
across for class 10

STANDARD CLASS SELECTION

Mixed ability year groups

STEP 1

Order classes in first year group alphabetically

STEP 2

From selection grid choose row that corresponds to the number of classes in year group

STEP 3

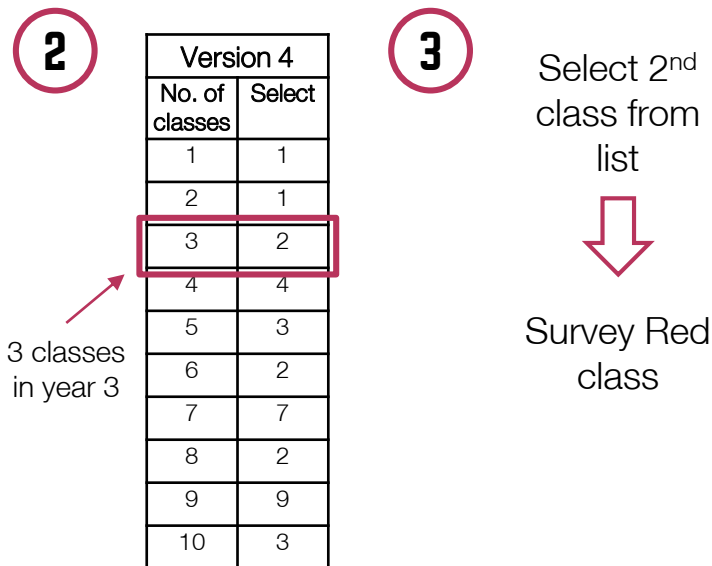
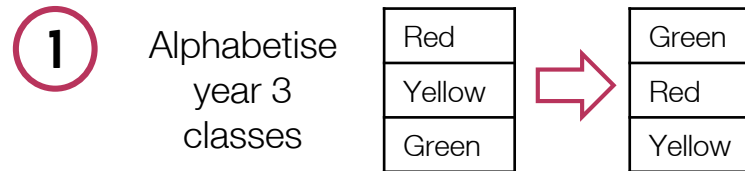
Select n^{th} class from alphabetised list

STEP 4

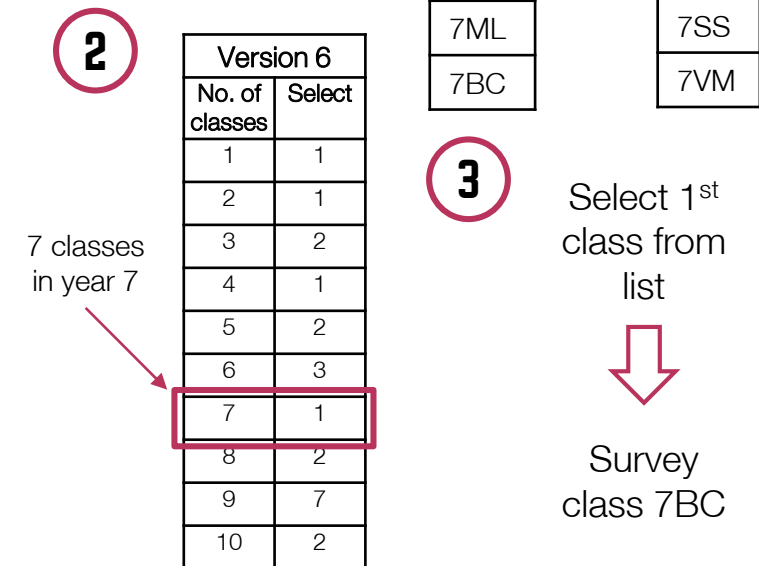
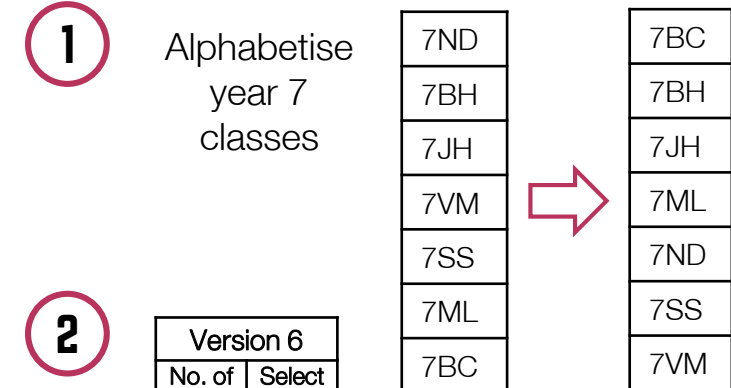
Repeat for class 2 and 3 in the sampled year groups

| AP | URN | School Name | ... | Selection Grid | Class 1 | Class 2 | Class 3 |
|-------------------|--------|----------------|-----|----------------|---------|---------|---------|
| Active Any County | 400600 | London School | | 4 | Year 3 | Year 5 | Year 6 |
| Active Any City | 200300 | England School | | 6 | Year 7 | Year 8 | Year 10 |

EXAMPLE 1 – LONDON SCHOOL



EXAMPLE 2 – ENGLAND SCHOOL



CLASS SELECTION – VERTICAL TUTOR GROUPS

For classes that are made up of different year groups

STEP 1

Sort classes into alphabetical order

STEP 2

Use relevant selection grid to select class

STEP 3

Select n^{th} class from alphabetised list

STEP 4

Remove selected class from list

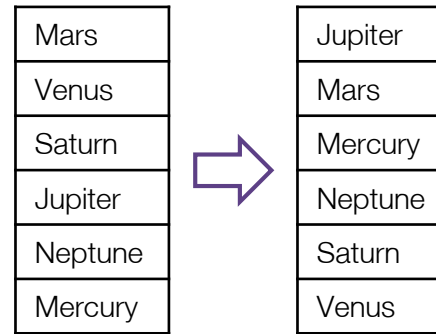
STEP 5

Use selection grid with new class number

STEP 6

Select n^{th} class from alphabetised list

1



2

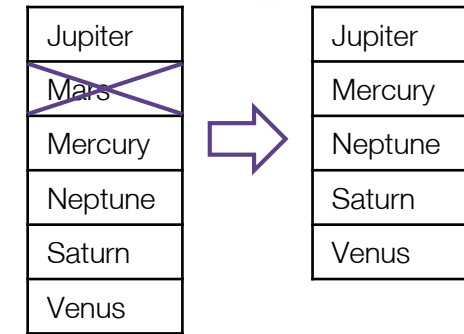
| Version 4 | |
|----------------|--------|
| No. of classes | Select |
| 1 | 1 |
| 2 | 1 |
| 3 | 2 |
| 4 | 4 |
| 5 | 3 |
| 6 | 2 |
| 7 | 7 |
| 8 | 2 |
| 9 | 9 |
| 10 | 3 |

6 classes

3

Select 2nd class from list → Survey Mars

4



5

| Version 4 | |
|----------------|--------|
| No. of classes | Select |
| 1 | 1 |
| 2 | 1 |
| 3 | 2 |
| 4 | 4 |
| 5 | 3 |
| 6 | 2 |
| 7 | 7 |
| 8 | 2 |
| 9 | 9 |
| 10 | 3 |

5 classes

6

Select 3rd class from list → Survey Neptune

Two classes will be sampled. Only the pupils in the relevant sampled year should complete the survey. Alternatively for ease, all pupils in the first class selected only can be sampled regardless of year group.

CLASS SELECTION – NO MIXED ABILITY CLASSES

Applicable when classes are based on ability

STEP 1

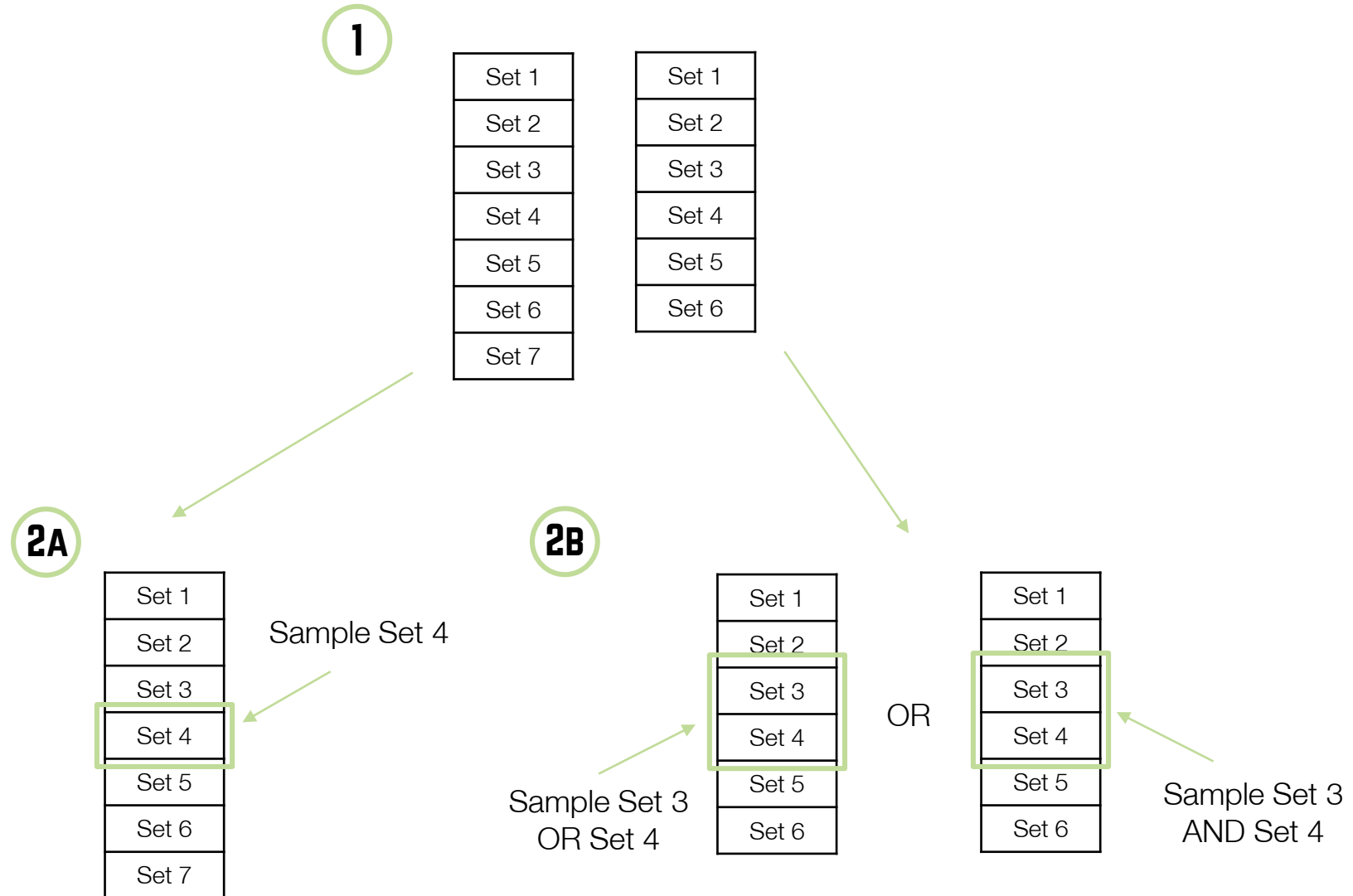
Sort classes into order of ability

STEP 2A

For an odd number of classes select the middle ability class

STEP 2B

For an even number of classes select either one of the middle ability classes
OR
select both of the middle ability classes



CLASS SELECTION – SINGLE SEX CLASSES

For mixed schools that have single sex classes

STEP 1

Sort classes into alphabetical order within each sex

STEP 2

From selection grid choose row that corresponds to the number of classes in year group

STEP 3

Choose nth class from each alphabetised class list, one for boys and one for girls

STEP 4

Repeat for further year groups, selecting two classes per year group

1

| Boys' Classes |
|---------------|
| Shakespeare |
| Wilde |
| Orwell |
| Dickens |



| Boys' Classes |
|---------------|
| Dickens |
| Orwell |
| Shakespeare |
| Wilde |

| Girls' Classes |
|----------------|
| Austen |
| Bronte |
| Potter |
| Blyton |



| Girls' Classes |
|----------------|
| Austen |
| Blyton |
| Bronte |
| Potter |

2

| Version 4 | |
|----------------|--------|
| No. of classes | Select |
| 1 | 1 |
| 2 | 1 |
| 3 | 2 |
| 4 | 4 |
| 5 | 3 |
| 6 | 2 |
| 7 | 7 |
| 8 | 2 |
| 9 | 9 |
| 10 | 3 |

4 classes

3

| Boys' Classes |
|---------------|
| Dickens |
| Orwell |
| Shakespeare |
| Wilde |

| Girls' Classes |
|----------------|
| Austen |
| Blyton |
| Bronte |
| Potter |

Select 4th class from list



Survey Wilde and Potter classes

CLASS SELECTION – SMALL CLASSES, SINGLE YEAR GROUP

No mixed year groups but small classes use standard class selection

| AP | URN | School Name | ... | Selection Grid | Class 1 | Class 2 | Class 3 |
|-------------------|--------|--------------|-----|----------------|---------|---------|---------|
| Active Any County | 400600 | Small School | | 4 | Year 1 | Year 3 | Year 5 |

STEP 1

Sort classes into alphabetical order

STEP 2

From selection grid choose row that corresponds to the number of classes in year group

STEP 3

Choose n^{th} class from each alphabetised class list

STEP 4

Repeat for further year groups

1

Year groups to sample:

- Year 1
- Year 3
- Year 5

For example:

- Apples: Year 1 – 10 pupils
- Oranges: Year 1 – 12 pupils

2

| Version 4 | |
|----------------|--------|
| No. of classes | Select |
| 1 | 1 |
| 2 | 1 |
| 3 | 2 |
| 4 | 4 |
| 5 | 3 |
| 6 | 2 |
| 7 | 7 |
| 8 | 2 |
| 9 | 9 |
| 10 | 3 |

2 classes in year 1

3

Select 1st class from list



Survey Apples class

CLASS SELECTION – SOME MIXED YEAR GROUP CLASSES

Applicable when some classes are mixed year groups

OPTION 1

If children are randomly allocated to a class, i.e. not by age or ability, select the class that has all pupils in the sampled year group

OPTION 2

If children are split by age or ability

STEP 1

Sort classes into alphabetical order

STEP 2

Use relevant selection grid to select class

STEP 3

Select nth class from alphabetised list

| AP | URN | School Name | ... | Selection Grid | Class 1 | Class 2 | Class 3 |
|-------------------|--------|------------------|-----|----------------|---------|---------|---------|
| Active Any County | 400600 | Woodlands School | | 4 | Year 1 | Year 3 | Year 5 |

Year groups to sample:

- Year 1
- Year 3
- Year 5

For example:

- Foxes: Year 3
- Rabbits: Year 3 and 4

OPTION 1

Survey Foxes

OPTION 2

1

| |
|---------|
| Foxes |
| Rabbits |

2

| Version 4 | |
|----------------|--------|
| No. of classes | Select |
| 1 | 1 |
| 2 | 1 |
| 3 | 2 |
| 4 | 4 |
| 5 | 3 |
| 6 | 2 |
| 7 | 7 |
| 8 | 2 |
| 9 | 9 |
| 10 | 3 |

2 classes

3

Select 1st class from list



Survey Foxes class

- If all pupils in the selected class are from the sample year group e.g. Foxes – all children complete the survey
- If pupils in the selected class are from different year groups e.g. Rabbits – either only Year 3 pupils complete the survey OR for ease all children in the class can complete the survey

CLASS SELECTION – MIXED YEAR GROUP CLASSES

Applicable with mixed year group classes with small numbers of classes in school

OPTION 1

Only pupils of the relevant year groups complete the survey.

OPTION 2

For ease, all pupils complete the survey.

| AP | URN | School Name | ... | Selection Grid | Class 1 | Class 2 | Class 3 |
|-------------------|--------|-------------|-----|----------------|---------|---------|---------|
| Active Any County | 400600 | Gem School | | 4 | Year 1 | Year 3 | Year 5 |

Year groups to sample:

- Year 1
- Year 3
- Year 5



E.g: 3 classes in the whole school

- Emerald: Year 1/2
- Ruby: Year 3/4
- Sapphire: Year 5/6

1

Sample only those children in the relevant year groups

E.g:

- Y1 pupils in Emerald
- Y3 pupils in Ruby
- Y5 pupils in Sapphire

2

Sample all children in both classes

CLASS SELECTION – ALL YEAR GROUPS MIXED

Applicable with mixed year group classes with small numbers of classes in school

OPTION 1

Only pupils of the relevant year groups complete the survey.

OPTION 2

For ease, all pupils complete the survey.

As the survey differs between age groups the correct URLs will need to be used for each year

E.g.

- Daffodils Y1-2: use Year 2 URL
- Daffodils Y3 and Tulip Y4: use Year 4 URL
- Tulips Y5-6: use Year 6 URL

| AP | URN | School Name | ... | Selection Grid | Class 1 | Class 2 | Class 3 |
|-------------------|--------|----------------|-----|----------------|---------|---------|---------|
| Active Any County | 400600 | Flowers School | | 4 | Year 2 | Year 4 | Year 6 |

Year groups to sample:

- Year 2
- Year 4
- Year 6



E.g:

2 classes in the whole school

- Daffodils: Y1-3
- Tulips: Y4-6

1

Sample only those children in the relevant year groups

2

Sample all children in both classes